




# AL6S/5A

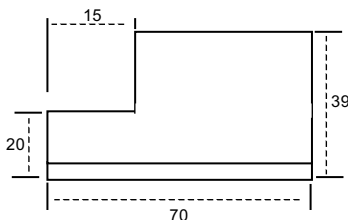
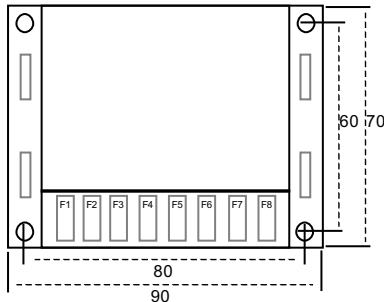
AVVIAMENTO LENTO  
SLOW STARTER  
SANFTANLAUF



## DISPOSITIVO ELETTRONICO PER L'AVVIAMENTO LENTO DI ELETTROPOMPE

SANFTANLAUF - SCHALTUNG  
FÜR ELEKTROPUMPEN

ELECTRONIC SLOW - START DEVICE  
FOR ELECTRIC MOTOR DRIVEN PUMPS



Potenza motore Motor power Motor Leistung	<b>MAX:</b>	Hp <b>1,2</b>	kW <b>0,9</b>
---	-------------	------------------	------------------

Tensione/Frequenza Tension/Frequency Spannung/Frequenz		1~V/Hz <b>230/50</b>	
--	--	-------------------------	--

Corrente assorbita Power consumption Stromaufnahme	<b>MAX:</b>	A <b>5</b>	
--	-------------	---------------	--

TARATURA di serie

TRIMMING series

EINSTELLUNG werkseitig

GPM	Tempo	GPM
RPM	Time → <b>4÷10 sec</b> →	RPM <b>2800</b>
UPM	Zeit	UPM

ADATTO PER LE SEGUENTI POMPE DI QUESTO CATALOGO:  
SUITABLE FOR FOLLOWING PUMPS OUT OF THIS CATALOGUE:  
FÜR FOLGENDE PUMPEN AUS DIESEM KATALOG GEEIGNET:

1. / IP44	2. / IP44	3. / IP00	3. / IP00	4. / IP00
ZA 110	PS 45	ZF 115A / C	ZF 171A / C	ZF 110
ZA 210	PPL 45	ZF 116	ZF 210	ZF 210AP
ZA 220	PMC 45	ZF 130A / B / C	ZF 220	PPL 46
ZA 340	PMC 46	ZF 131 A / C	ZF 290 / ZF 290V	PS 46
ZA 400	ZA 215AP	ZF 135	ZF 320 / ZF 320V	
FM 4023	C 500	ZF 140	ZF 340 / ZF 340V	
AM 5225		ZF 150	ZF 400 / ZF 40V	
AM 5226		ZF 160	ZF 522 / ZF 522V	
CE 150		ZF 170A / B / C		