


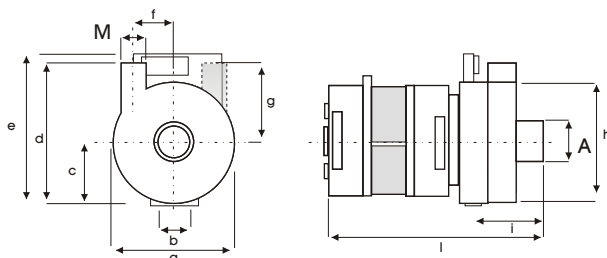


# ZFCi 119A

kW 0.2 Hm 5.0 max  
Hp 0.26 L/1' 100 max



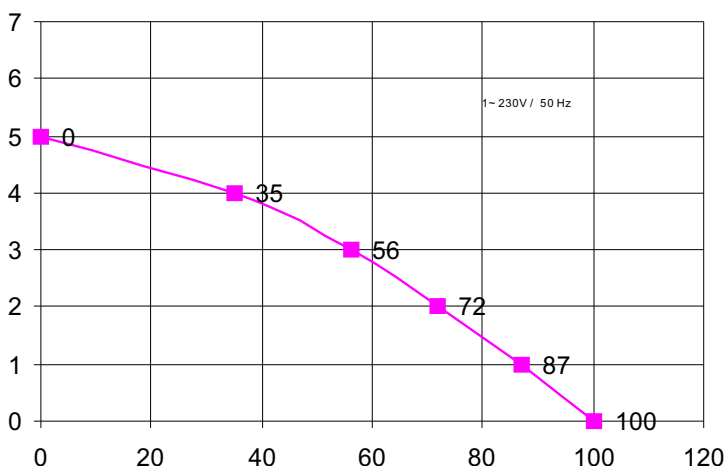
Corpo pompa Pump Body Pumpengehaus	<b>PP 30 GF</b>
Girante Aperta Open Impeller Ø63 Offenes Laufrad	<b>SPS G30</b>
Albero motore Motor Shaft Motorwelle	<b>AISI 430 F</b>
Tenuta meccanica. Mechanical Seal Gleitringdichtung	<b>GRAFITE/CERAMICA CARBON/CERAMIC KOHLE/KERAMIK</b>



SX	A1	M1	DX	A1	M1		
	L2	28	28		L2	28	28

mod	a	b	c	d	e	f	g	h	i	l	m	n	o	kg
ZF119	102	24,5	51,2	121	132	27,5	70,1	102	65	186				3,0

Potenza motore Motor power Motor Leistung	<b>Hp</b>	<b>kW</b>
	<b>0,26</b>	<b>0,20</b>
Tensione/Frequenza Tension/Frequency Spannung/Frequenz	<b>1~V/Hz</b>	
	<b>230/50</b>	
Corrente assorbita Power consumption Stromaufnahme	<b>A</b>	
	<b>0,96</b>	
GPM RPM UPM	<b>2800</b>	
Condensatore Motor Power Motor Leistung	<b>5 µF</b>	
Protezione termica Thermal Overload Überlastschutz	<b>155 °C</b>	
Classe isolamento Insulation class Isolationsklasse	<b>F</b>	
Grado protezione Protection class Schutzklasse	<b>IP 00</b>	
Servizio Duty Betriebsart	<b>S1</b>	<b>CONTINUO CONTINUOUS DAUERBETRIEB</b>



H m	0	1	2	3	4	5
L / 1'	100	97	72	56	35	0

Ci riserviamo il diritto di apportare modifiche tecniche  
We reserve the right of technical modifications  
Technische Änderungen vorbehalten

REVISIONE N. 04.07/04 P. 03/26