


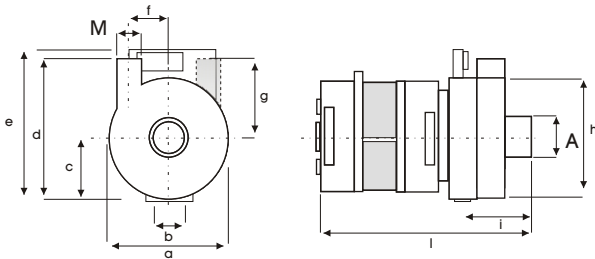


ZFCi119C

kW 0.19 Hm 6.0 max
Hp 0.26 L/1' 110 max

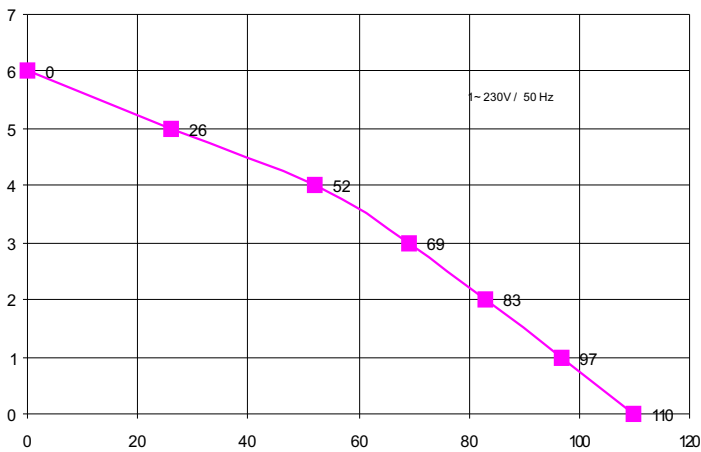


Corpo pompa Pump Body Pumpengehaus	PP 30 GF
Girante Chiusa Closed Impeller Geschl. Laufrad	SPS G30
Albero motore Motor Shaft Motorwelle	AISI 430 F
Tenuta meccanica. Mechanical Seal Gleitringdichtung	GRAFITE/CERAMICA CARBON/CERAMIC KOHLE/KERAMIK



SX	A1	M1	DX	A1	M1		
	L2	28	28		L2	28	28
							kg
							3,0

mod	a	b	c	d	e	f	g	h	i	l	m	n	o	kg
ZF119	102	24,5	51,2	121	132	27,5	70,1	102	65	186				3,0



H m	0	1	2	3	4	5
L / 1'	100	97	72	56	35	0

Ci riserviamo il diritto di apporare modifiche tecniche

We reserve the right of technical modifications

Technische Änderungen vorbehalten

Potenza motore Motor power Motor Leistung	Hp	kW
	0,25	0,19
Tensione/Frequenza Tension/Frequency Spannung/Frequenz	1~V/Hz	
	230/50	
Corrente assorbita Power consumption Stromaufnahme	A	
	0,9	
GPM RPM UPM	2800	
Condensatore Motor Power Motor Leistung	5 µF	
Protezione termica Thermal Overload Überlastschutz	155 °C	
Classe isolamento Insulation class Isolationsklasse	F	
Grado protezione Protection class Schutzklasse	IP 00	
Servizio Duty Betriebsart	S1	CONTINUO CONTINUOUS DAUERBETRIEB